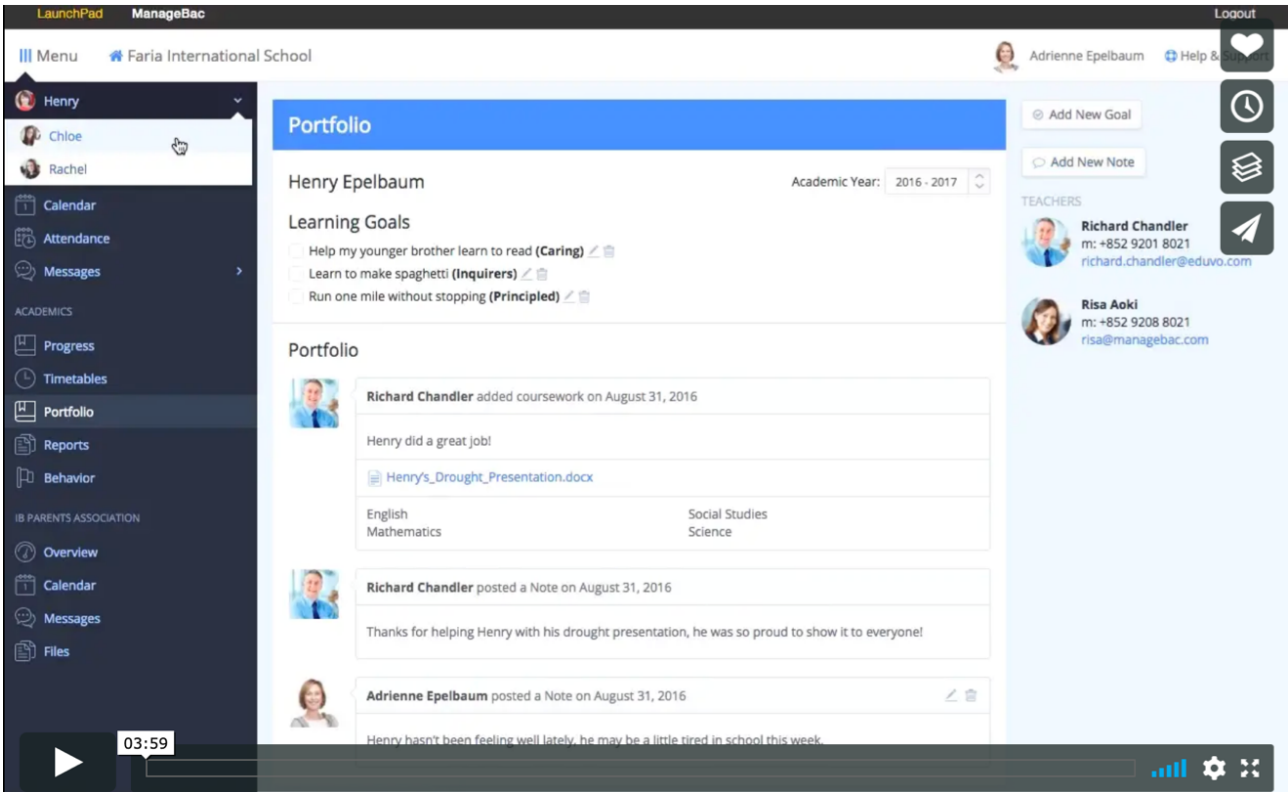
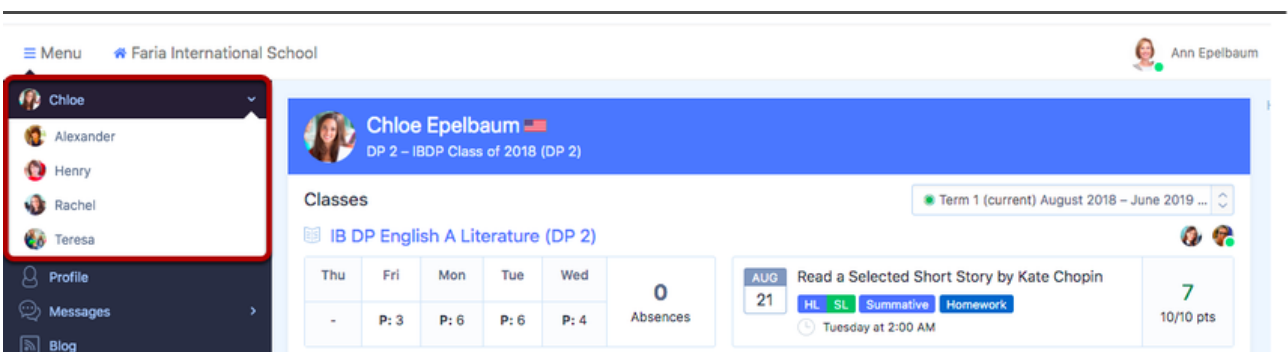


# 학부모ManageBac 가이드

비디오 설명 (Vimeo) <https://vimeo.com/181144608>



1.메뉴(Menu) 상단에서 학생 이름을 선택하십시오.



Managebac에서 등록된 학생이 두명 이상인 경우 학생별 선택할 수 있습니다. 학부모님이 선택된 학생의 수업과 마지막으로 완료된 과제를 볼 수 있습니다.

참고: ManageBac에 연결되어 있지 않은 경우 학교 관리팀에 직접 문의 하세요.

## 2. 학술(Academics)

Academics(학술) 탭에는 각 학급에서 자녀의 학업 진척도가 자세히 설명되어 있으며, 과거 성적표와 미래 학업 계획을 볼 수 있습니다. 어떤 단원을 가르치고 있는지 보고 선생님이 남긴 태스크/과제 점수를 보려면 클래스를 클릭하십시오.

당신이 처음 Academics 탭을 클릭하면 학생의 수업, 각 수업의 출석 그리고 가장 최근에 완료된 태스크와 평가를 보여주는 우리의 성취 추적기(Achievement tracker) 를 볼 것이다.

각 클래스별 클릭하여 커리큘럼의 진행 상황을 볼 수 있습니다.

The screenshot shows the Academics dashboard for a student named Chloe Epelbaum. The dashboard is organized into several sections:

- Classes:** A list of classes with attendance and task information.
 

Class	Attendance	Task	Score	Due Date
IB DP English A Literature (DP 2)	1 Absence	Read a Selected Short Story by Kate Chopin	7/10 pts	Tuesday at 2:00 AM
IB DP Chinese B (DP 2)	0 Absences	Written Exam	7/24 pts	Sunday at 12:00 PM
IB DP Mathematics SL (DP 2)	0 Absences	Sequencing Test	7/50 pts	Monday at 9:00 AM
IB DP History HL (DP 2) 1	0 Absences	World Politics	6/19 pts	Wednesday at 10:00 PM
- HOMEROOM ATTENDANCE:** Present: 35/35, indicated by a green circle.
- CONTACTS:** DP Advisor: Sharon Arese; Key Contact: John Walters.

The screenshot shows the Class Overview page for IB DP English A Literature (DP 2). The page is divided into several sections:

- Attendance:** A weekly attendance table showing 0 absences.
- Task:** Read a Selected Short Story by Kate Chopin, scored 7/10 pts, due Tuesday at 2:00 AM.
- Unit Details:** Short Stories - Concepts, interpretations, and experiences of the world.
  - Essential Understandings:**
    - The art form of the short story can inform our own actions and provide insights for us as we seek knowledge about the world and our place in it.
    - This art form is particular. The insights it provides are consequently particularly effective and affective.
  - Inquiry Questions:**
    - Skills-based:** How will students use their knowledge of short story structure to write their own narratives?
    - Content-based:** How are the stories we will read in class convey their messages as succinctly as possible?
    - Debatable:** In conveying emotion and information, what are the strengths and weaknesses of this narrative format?
    - Context-based:** What are commonalities that all short story narratives share, regardless of cultural background?
- Approaches to Learning:** Thinking.

**Stream View** 3

1. Interview with Stephen King on the nature of writing
2. Read a Selected Short Story by Anton Chekhov  
HL Summative Homework Sunday at 9:00 AM
3. Kate Chopin Stories
4. Read a Selected Short Story by Kate Chopin  
HL Summative Homework Monday at 4:00 PM
5. Short Story Analysis Quiz  
HL Summative Quiz Sunday at 2:00 PM

**Assessment** 4

Task	Score
Read a Selected Short Story by Kate Chopin	7
Short Story Analysis Quiz	7
Read a Selected Short Story by Anton Chekhov	5
Write a Short Story Themed on Katharine Mansfield	7

**AUG 21** Read a Selected Short Story by Kate Chopin  
HL SL Summative Homework Tuesday at 2:00 AM 7  
10/10 pts

Write a one paragraph reflection

Essay.pdf  
2 MB Uploaded on Sep 20, 2018 at 12:00 AM

**SEP 20** Short Story Analysis Quiz  
HL Summative Quiz Thursday at 2:00 PM 7  
15/15 pts

Short Quiz over the Short Story Analysis terms as provided in the class handout.

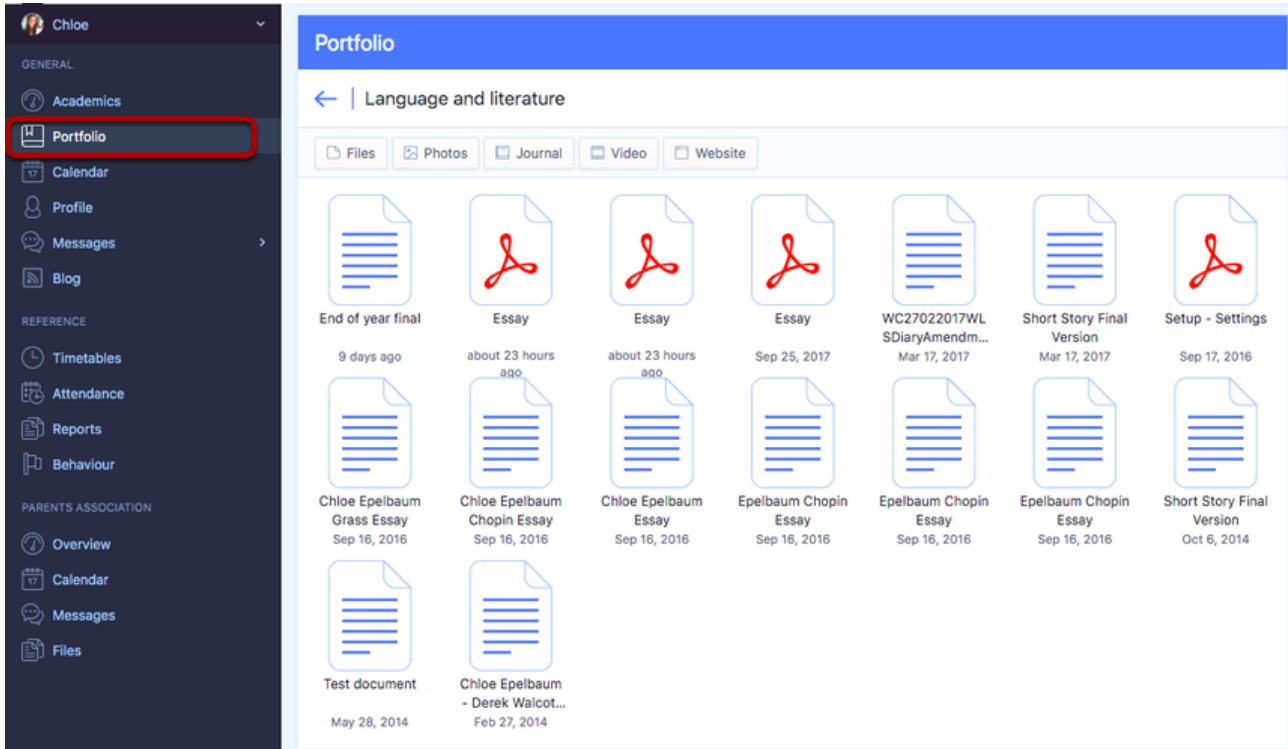
**SEP 25** Read a Selected Short Story by Anton Chekhov  
HL Summative Homework Tuesday at 9:00 AM 5  
9/10 pts

Write a one paragraph reflection on a story of your choice. Please consult pp. 43-99 in your anthology.

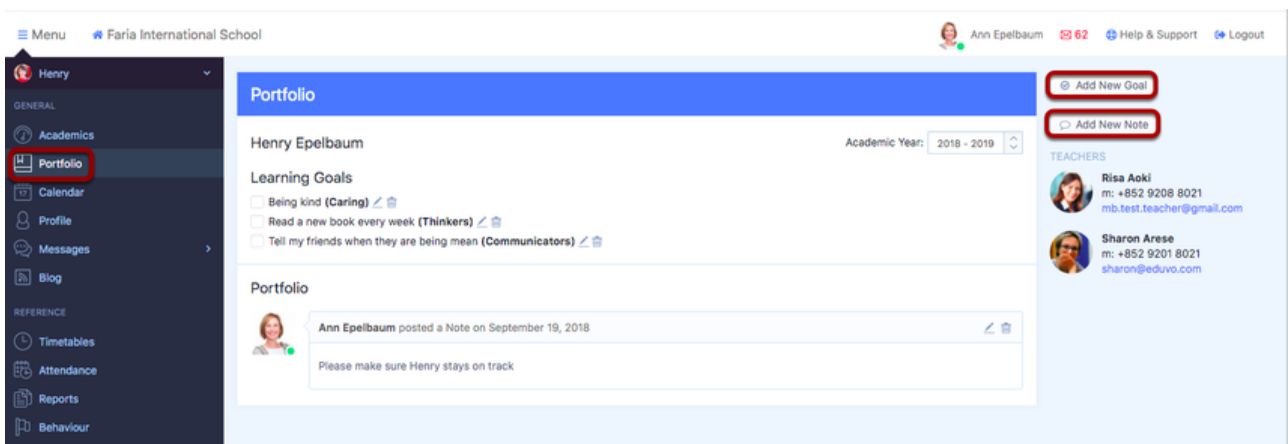
1. 클래스개관(Class Overview): 메뉴 상단에 있는 네비게이션은 학생 수업 출석, 현재 단원 계획, 최근에 완성된 과제가 표시된다.
2. 유닛 계획(Unit Details): IB 커리큘럼의 다양한 차원을 살펴보고 어떤 단원을 가르치고 있는지 확인합니다. 각 유닛별 어떻게 핵심 개념, 학습자 프로필, ATL 스킬 및 학년별의 핵심 구성 요소(예: 서비스 학습 또는 TOK)를 통합하는지 확인합니다.
3. 스트림 뷰(Stream View): 교사가 만든 교과 리소스를 볼 수 있습니다.
4. 평가(Assessment): 교사가 남긴 태스크/과제를 확인 할 수 있습니다.

### 3. 포트폴리오(Portfolio)

학생의 클래스 또는 프로그램 구성 요소에 업로드한 작업을 보려면 포트폴리오(Portfolio) > 파일(Files) 탭을 클릭하십시오.



IB PYP 학생이면 포트폴리오(Portfolio) > 타임라인(Timeline)에서 교사에게 메시지를 남길 수 있습니다



## 4. 달력(Calendar)

달력(Calendar) 탭을 통해 학생의 학업 및 활동 일정을 볼 수 있습니다.

The screenshot shows the 'Calendar' tab selected in the left-hand navigation menu. The main content area displays a calendar for the next two weeks, starting from Wednesday. Events are color-coded: green for quizzes, red for deadlines and exams, and blue for homework. Below the calendar, there is a section for 'Upcoming Events or Deadlines' with a list of events including 'Short Story Analysis Quiz', 'Third EE Deadline', 'Cell Dissection Exam', and 'Read a Selected Short Story by Anton Chekhov'. On the right side, there is a section for 'EVENTS ON YOUR OWN CALENDAR' with instructions on how to subscribe to the student's calendar.

## 5. 프로필(Profile)

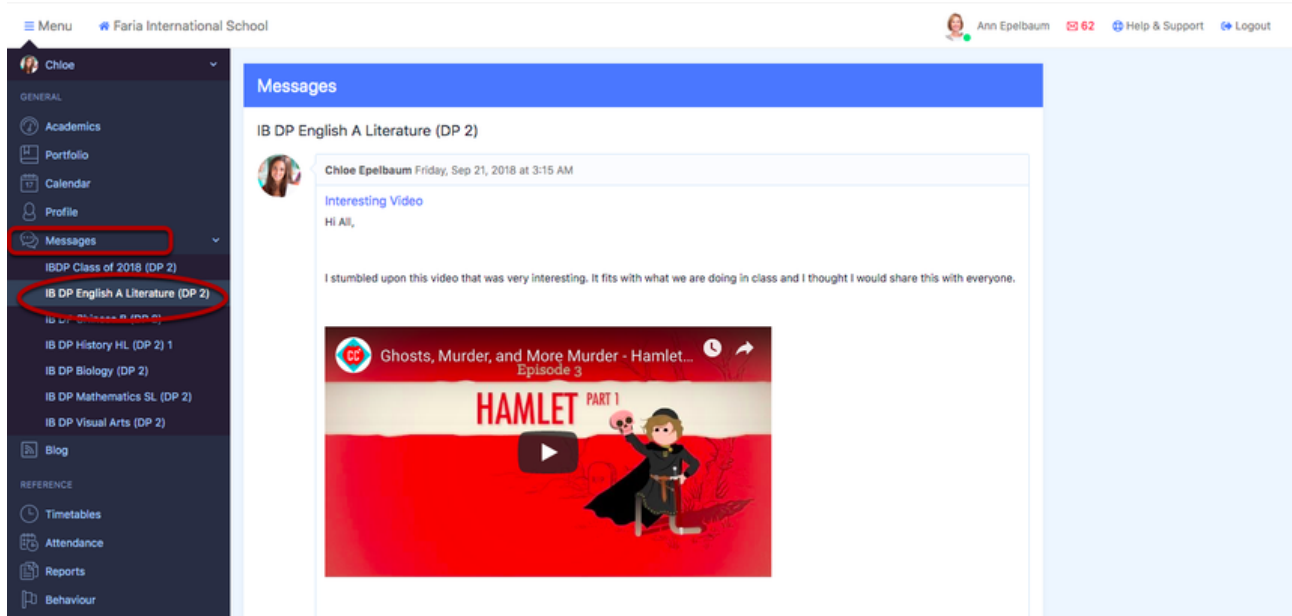
프로필(Profile)에서 학생 개인정보 볼 수 있습니다.

The screenshot shows the 'Profile' tab selected in the left-hand navigation menu. The main content area displays the 'Personal Details' section for Chloe Epelbaum. The profile information is organized into a grid with the following details:

Personal Details			
First Name	Gender	1st Nationality	Spoken Language
Chloe	Female	American (United States) US	English
Last Name	1st Language	2nd Nationality	English Proficiency
Epelbaum	-	French (France) FR	Fluent
Middle Name	Student ID	E-mail	Candidate Session Number
-	2018104	mb.test.student@gmail.com	-
Date of Birth	April 1, 1999		

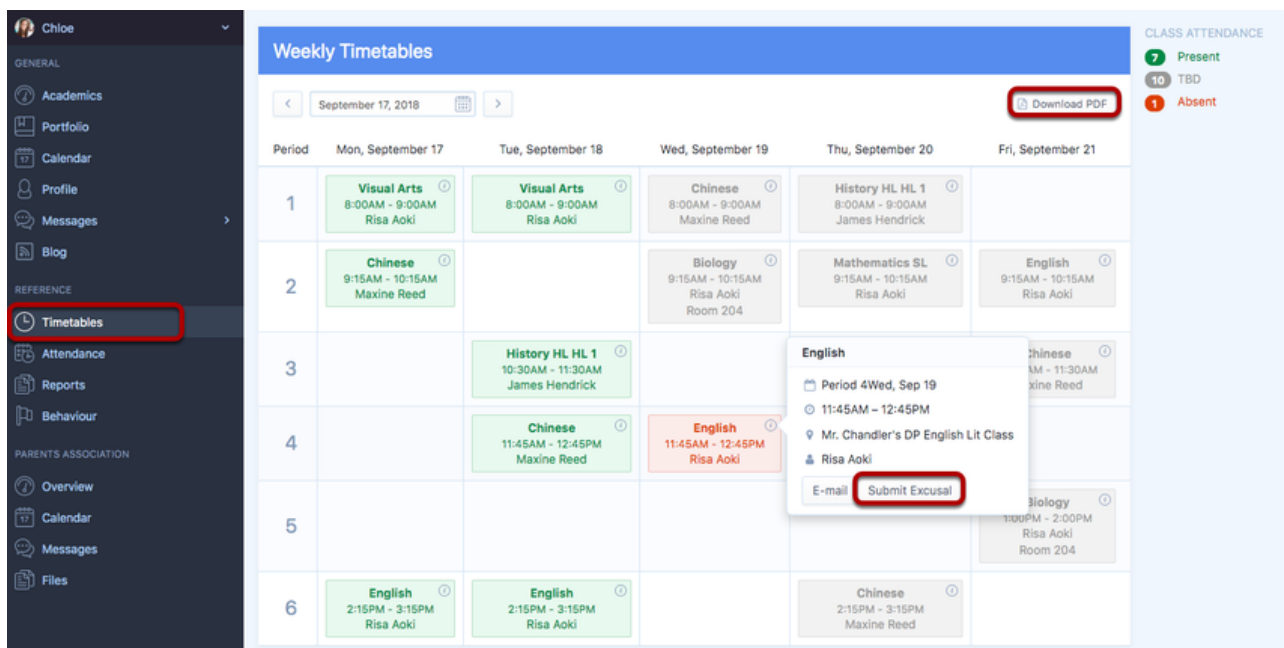
## 6. 메시지(Messages)

메시지(Messages) 탭은 학생의 수업에 있는 선생님과 다른 학생들이 쓴 메시지를 보여줍니다. 부모들은 메시지와 첨부 파일을 볼 수 있지만 댓글이나 메시지를 추가할 수는 없다.



## 7. 시간표(Timetables)

시간표(Timetables) 탭을 클릭하여 학생의 수업 출석 기록을 확인 할 수 있습니다. PDF 다운로드(Download PDF)를 클릭하여 학생의 수업 시간표 다운 받을 수 있습니다. 'Submit Excusal' 클릭하여 결석한 이유를 제출할 수 있습니다.



## 8. 출석(Attendance)

출석(Attendance) 탭에는 학생 출석 및 결석 정보가 자세히 표시됩니다. ‘Submit Attendance Excusal’ 아이콘에서 결석 이유를 제출할 수 있습니다.

The screenshot displays the 'Attendance' page for a user named Chloe. The page header includes 'Menu', 'Faria International School', and user information 'Ann Epelbaum' with a notification count of 62. The left sidebar contains navigation options: Academics, Portfolio, Calendar, Profile, Messages, Blog, Timetables, Attendance (highlighted), and Reports. The main content area shows a table with columns for 'Class', 'Tue, Sep 18', 'Wed, Sep 19', 'Thu, Sep 20', 'Fri, Sep 21', and 'Mon, Sep 24'. The table lists attendance for classes like Homeroom, IB DP English A Literature (DP 2), IB DP Chinese B (DP 2), IB DP History HL (DP 2) 1, IB DP Biology (DP 2), IB DP Mathematics SL (DP 2), and IB DP Visual Arts (DP 2). A 'Submit Attendance Excusal' button is located in the top right corner of the main content area.

## 9. 리포트 (Reports)

리포트(Reports) 탭을 클릭하여 학생의 성적표 PDF 받을 수 있습니다.

The screenshot displays the 'Reports' page for a user named Chloe. The page header includes 'Menu', 'Faria International School', and user information 'Ann Epelbaum' with a notification count of 62. The left sidebar contains navigation options: Academics, Portfolio, Calendar, Profile, Messages, Blog, Timetables, Attendance, Reports (highlighted), Behaviour, and Overview. The main content area shows a list of reports under 'Term Reports' and 'Progress Reports'. The 'Term Reports' section includes reports for 'August 2018 - June 2019' and 'August 2017 - June 2018'. The 'Progress Reports' section includes reports for 'CAS\_Progress\_Report\_-Chloe\_Epelbaum\_-2017-01-10\_to\_2017-09-22.pdf' and 'CAS\_Progress\_Report\_-Chloe\_Epelbaum\_-2016-07-04\_to\_2016-09-30.pdf'. A 'Term\_Report.pdf' file is circled in red.

## 10. IB 학부모위원회 (IB Parent's Association)

The screenshot displays the IB Parents Association dashboard. On the left, a sidebar lists navigation options: Overview, Calendar, Messages, Files, and IB PARENTS ASSOCIATION #. The main area features a 'Dashboard' section with a 'Next 2 weeks' calendar grid. The calendar shows events for August 30th (4:05PM Parents fundraiser) and August 31st (3:50PM Parents fundraiser). Below the calendar, there are sections for 'Upcoming Events or Deadlines' and 'Latest activity', both listing recent events and their dates.

IB 학부모 위원회 (IB Parents Association) 탭은 교사 및 다른 학부모들과 연결시켜줍니다. 이 탭에서는 메시지를 보내 줄 수 있으며 학부모 이벤트를 알릴 수 있게 해줍니다.

## 개인 프로필 (Your Profile)

The screenshot shows the user profile section. At the top, there is a navigation bar with 'Menu', 'Faria International School', and the user's name 'Ann Epelbaum' next to a profile picture. Below this, the name 'Ann Epelbaum' is displayed in a blue bar.

이메일 및 비밀번호를 변경하려면 페이지 맨 위에 있는 'Your Name' 클릭 하세요.